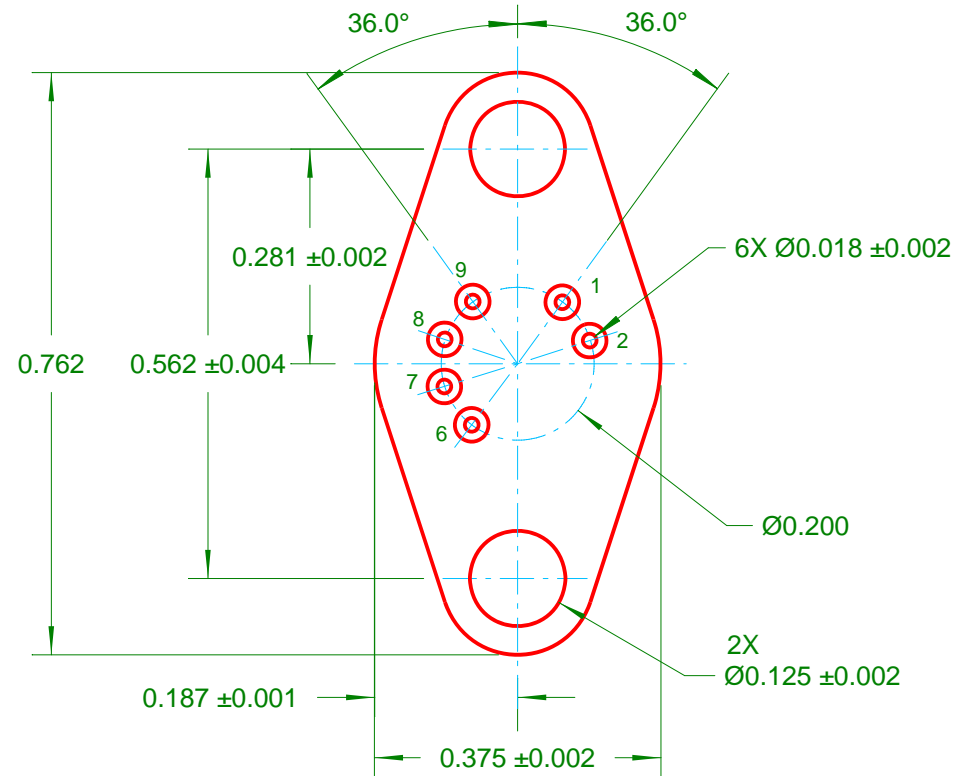
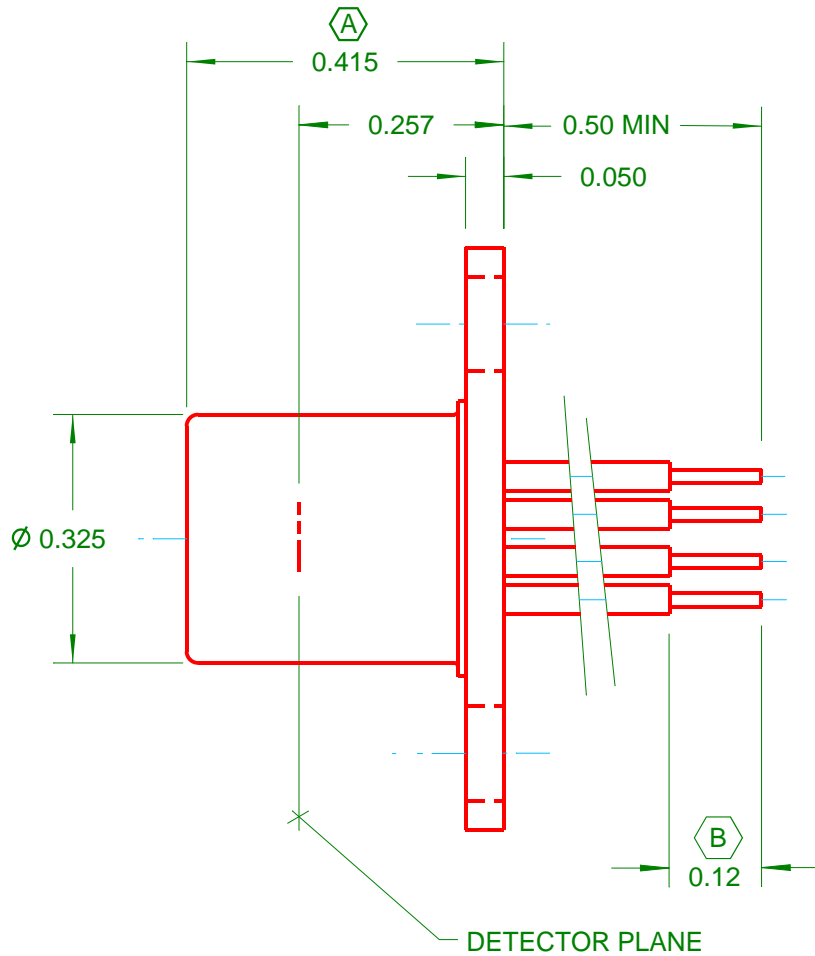
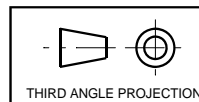


REVISION					
ZONE	LTR	DESCRIPTION	DRN	DATE	CHK
	A	ADDED INSULATION & 3 rd ANGLE BLK DIM WAS: 0.410	JLR	4-2-97	
	B	DIM WAS: 0.125	JLR	4-9-98	



PIN FUNCTIONS		
PIN NO.	FUNCTION	COLOR
1	THERMISTOR	YELLOW
2	THERMISTOR	YELLOW
6	DETECTOR	WHITE
7	DETECTOR	WHITE
8	COOLER (-)	BLACK
9	COOLER (+)	RED



QUAN.	CODE	PART NO.	DESCRIPTION	MATERIAL	SPEC.	ITEM
PARTS LIST						
DO NOT SCALE DRAWING UNLESS OTHERWISE SPECIFIED DIMENSIONS ARE IN INCHES			CONTRACT NO.		<div style="border: 1px solid black; padding: 5px; text-align: center;"> CAL-SENSORS, INC. </div>	
APPROVALS		DATE				
DRN.	ROYAL	1-27-95				
CHK.						
APPD ENG.			TITLE		OUTLINE & MOUNTING	
APPD MFG.			SIZE		AT2-()7 T	
APPD Q.A.			CODE IDENT. NO.		DWG. NO.	
			A		62001	
			SCALE		REV.	
			4/1		B	
			CLASSIFICATION		SHT. NO.	
			UNC		1 OF 1	