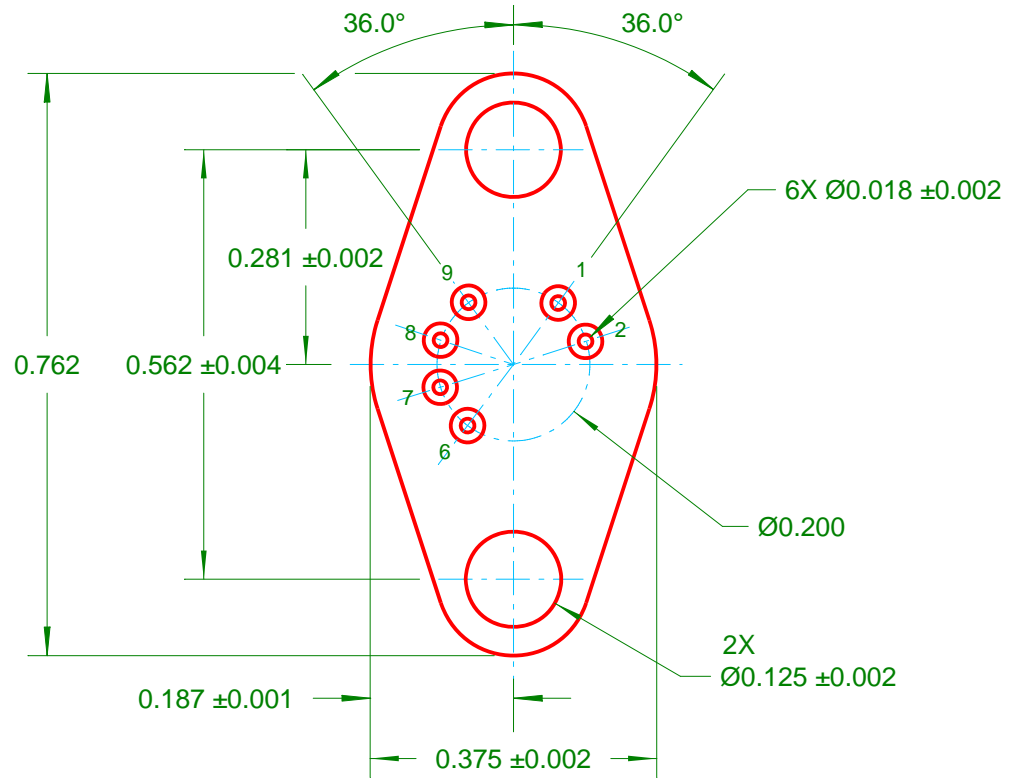
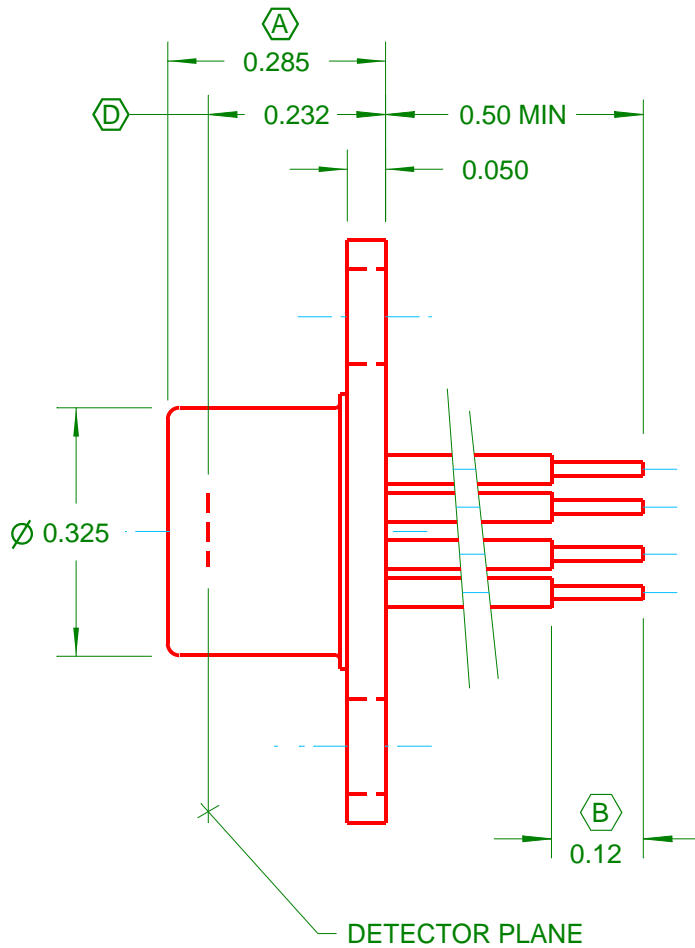
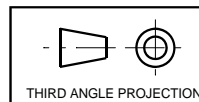


REVISION					
ZONE	LTR	DESCRIPTION	DRN	DATE	CHK
	A	ADDED INSULATION & 3 rd ANGLE BLK DIM WAS: 0.280	JLR	4-2-97	
	B	DIM WAS: 0.125	JLR	4-9-98	
	C	TITLE CHANGE	JLR	1-5-00	
	D	DIM WAS : 0.218	JLR	4-19-07	



PIN FUNCTIONS		
PIN NO.	FUNCTION	COLOR
1	THERMISTOR	YELLOW
2	THERMISTOR	YELLOW
6	DETECTOR	WHITE
7	DETECTOR	WHITE
8	COOLER (-)	BLACK
9	COOLER (+)	RED



QUAN.	CODE	PART NO.	DESCRIPTION	MATERIAL	SPEC.	ITEM
PARTS LIST						
DO NOT SCALE DRAWING UNLESS OTHERWISE SPECIFIED DIMENSIONS ARE IN INCHES			CONTRACT NO.		CAL-SENSORS, INC.	
+/- TOLERANCES XX = .02 XXX = .005 XXXX = .0001 XXXXX = .00005			APPROVALS	DATE	TITLE OUTLINE & MOUNTING BT1-()7T & B()TI-()7T	
			DRN. ROYAL	1-27-95	SIZE A	CODE IDENT. NO.
			CHK.		DWG. NO. 62250	REV. D
			APPD ENG.		SCALE 4/1	CLASSIFICATION UNC
			APPD MFG.		SHT. NO. 1 OF 1	
			APPD Q.A.			